

SentriCon[®]
Colony Elimination System

SentriCon[®] Stations with Monitoring Device and SentriCon Stations with ESP technology

An integrated management system for protection of structures from subterranean termites utilizing monitoring and baiting with Recruit[®] II termite bait.

900-007777 / 00049777
 ©TM*Trademark of Dow AgroSciences LLC
 Dow AgroSciences LLC •
 Indianapolis, IN 46268 U.S.A.



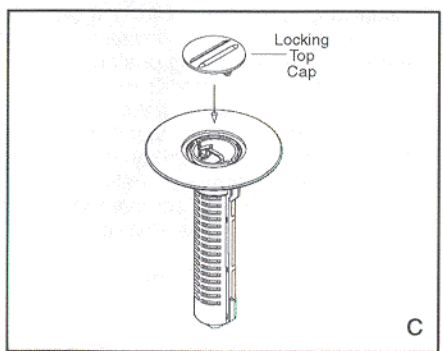
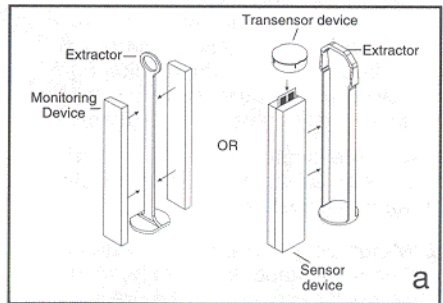
D02-028-001 (DAS) 3-2002

General Information

The SentriCon[®] Termite Colony Elimination System represents an integrated pest management approach for the protection of structures from subterranean termite colonies, including *Coptotermes*, *Reticulitermes*, and *Heterotermes* spp. and is intended to form the basis of an on-going program. Use of this management system involves three steps: (1) monitoring for the presence of termite activity in and around the target site, (2) delivery of a slow acting insect growth regulator (IGR) such as Recruit[®] II termite bait when the presence of subterranean termites has been detected, and (3) resumption of monitoring for the presence of termite activity after control has been achieved. Although the third phase of the management system is the optional service offered to the owner of the structure, it can provide an on-going preventive service in order to detect any new termite activity.

The primary components of the SentriCon System include: (1) a station for monitoring and baiting (Figure 1), (2) a monitoring device, or sensor device (SentriCon System with ESP technology), for detection of termite feeding activity, and (3) a Baitube[®] device containing Recruit II termite bait (Figure 2).

Figure 1



When termite activity is detected and subsequent feeding on Recruit II termite bait is established, Baitube devices should continue to be replenished as long as the bait material is being consumed and termites remain active in the Baitube devices. When termite activity ceases in the Baitube devices, monitoring to detect the presence of renewed termite activity may be resumed by substituting a monitoring device or sensor device for the Baitube device.

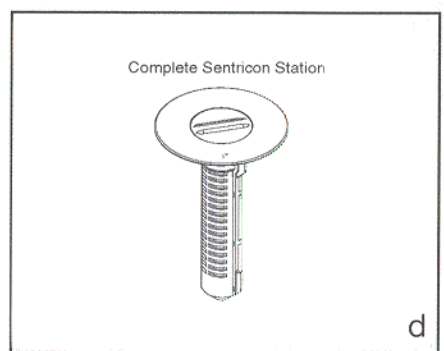
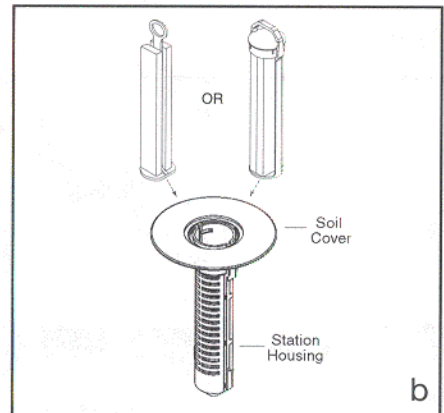
It is important for technicians to understand the biology and behavior of subterranean termite species, and construction and landscape features conducive to infestation by subterranean termites.

General Use Directions

Target sites for station placement include buildings, fences, utility poles, decking, landscape plantings and trees or other features which could be damaged by termite feeding and foraging activity.

Monitoring

The purpose of the monitoring phase is to detect the presence of subterranean



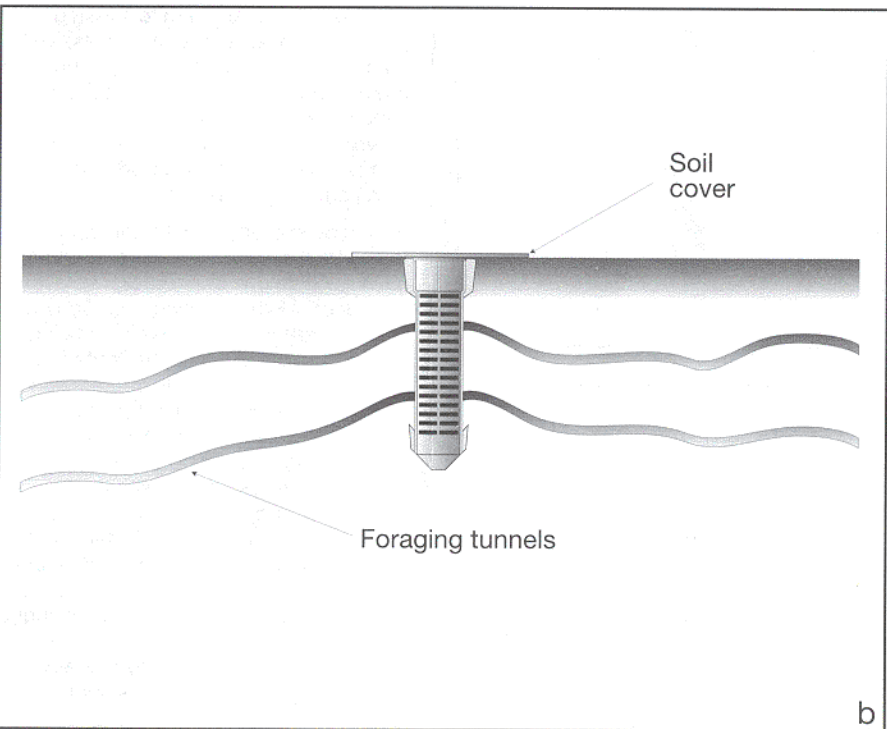
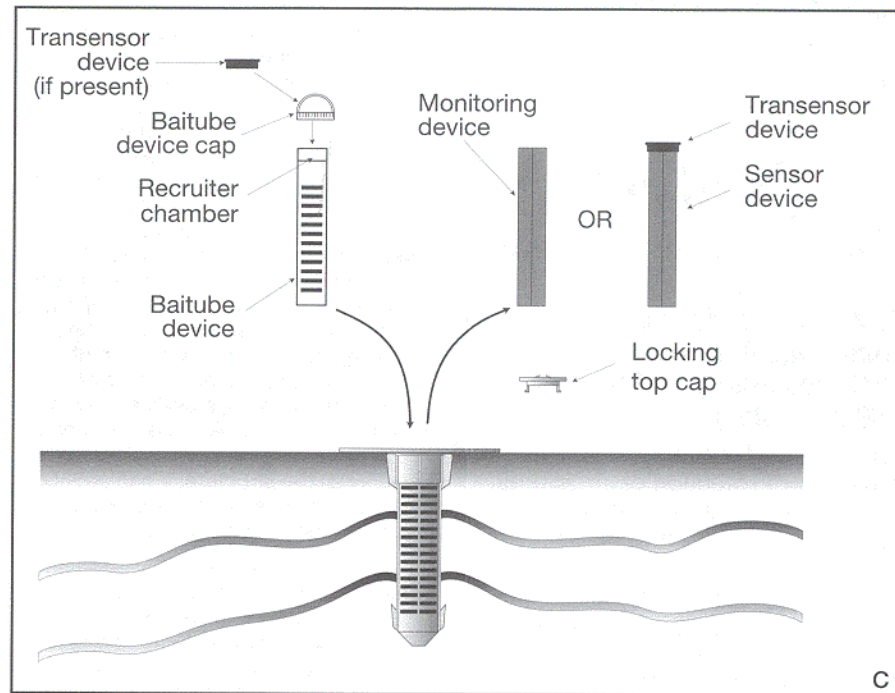
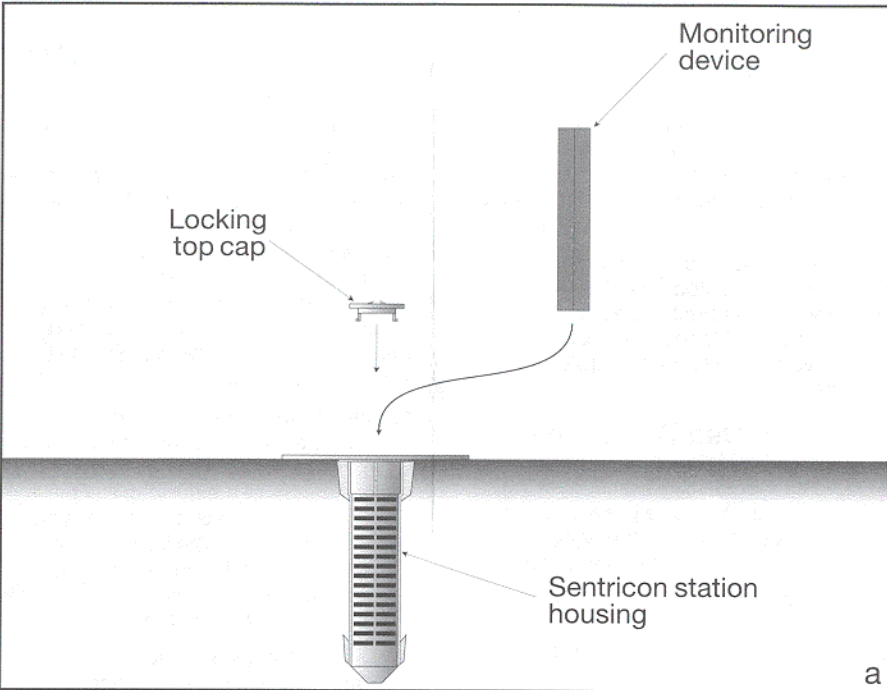
termites and to generate feeding activity for bait delivery. This procedure does not attract termites from other locations. If termites are present, individual termites can be collected from the monitoring device or sensor device. Upon collection, these termites can be placed inside the Baitube containing Recruit II termite bait to force tunneling through the bait material. This facilitates their return to the colony for "recruiting" other nestmates to feed on Recruit II. This Self-Recruitment[®] procedure further encourages the subterranean termite population to forage into and feed on Recruit II termite bait resulting in the elimination of the colony.

1. SentriCon Station Placement:

SentriCon stations should be placed in the soil around the perimeter foundation of the structure. For crawl space areas, the stations can be placed along the inside of the foundation walls. Spacing should not exceed 20 feet where soil access is not restricted.

The applicator should also identify critical areas suitable for placing SentriCon stations. Critical areas include locations within or adjacent to visible termite activity such as indicated by: foraging tubes, termite infested plants, wood, and other materials; and areas conducive to termite foraging (bath traps, moist soil in shaded areas, near irrigation sprinkler heads, roof down spouts, and other moist areas and near planting beds or other areas with plant root systems).

SentriCon stations should not be placed in soil treated with pesticides (such as lawn applications or perimeter sprays) until dried. Avoid spraying the SentriCon stations directly when making pesticide applications. Do not place SentriCon stations in soil previously treated with a liquid termiticide. Do not place SentriCon stations where they will interfere with gardening or lawn maintenance operations, such as mowing or irrigation. When possible, it is desirable to avoid public tampering with the SentriCon stations by covering them with soil, mulch, leaf litter, debris, etc. or by placing them in inconspicuous locations where they are not readily visible. Termites may discontinue or avoid foraging in SentriCon stations which are frequently disturbed.



- 2. Installation of Sentricon Stations:** Station housing should be implanted in soil with the soil cover in place so that the top is flush with the soil surface. For ease, the monitoring device should be in place and the lid secure at the time of installation.

Record the location of the Sentricon stations on a map or graph of the site for future inspection.

- 3. Monitoring of Sentricon Stations:** All Sentricon stations should be monitored at regular intervals for the presence of termites, either electronically or through visual inspection. Monitoring should be conducted at approximately monthly intervals during peak months of termite activity, when there is an active structural infestation of subterranean termites. Monitoring may be conducted at bi-monthly or quarterly intervals after colony elimination or if no termite activity is documented at the site. In areas where *Heterotermes* spp. and *Coptotermes* spp. termites are not present, Sentricon stations containing monitoring devices may be monitored quarterly, while those containing Recruit II are monitored

monthly, provided at least one of the following conditions are met: 12 months of monitoring have passed; or Recruit II (and/or Recruit AG) has been consumed for approximately 2 months followed by approximately 2 months without termite activity in any station. When termites are detected in a monitoring device or sensor device, one or more additional Sentricon stations should be installed in the soil within 6 to 12 inches of the infested device, if feasible.

A monitoring device or sensor device should be replaced when severely damaged by other insects or fungal decay.

When termites are present during an inspection of a monitoring device or sensor device in numbers sufficient for Self-Recruitment, the monitoring device or sensor device should be removed from its location and replaced with a Baitube containing Recruit II termite bait according to the product label instructions. If stations are monitored electronically, the transensor device should be placed on top of the Baitube device cap.